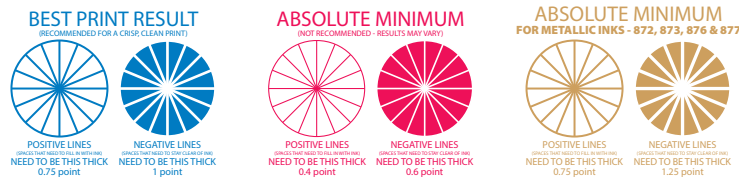
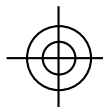


**USE THESE LINE WEIGHT WHEELS TO ENSURE YOUR ART IS PRINTABLE  
DO NOT RESIZE THE WHEELS - THEY SHOULD BE 1/2" ROUND**



**PRODUCT:**  
Libbey 917CD  
Heavy Base  
11oz

**ORDER:**  
XXXXXX  
**OUTPUT:**  
MM/YY



**ART ID:**  
XXXXX

**INKS:**  
1. XXXX  
2. XXXX  
3. XXXX

<<< LIP LINE >>>

**STANDARD PLACEMENT: 3/4" FROM LIP**

**STANDARD PRINT AREA: 3"w X 1 3/4"h**

**STANDARD WRAP PRINT AREA: 9 1/4"w X 1 3/4"h  
1C WRAPS ONLY (GAP OF +/- 3/4")**

SIDE 1

WRAP

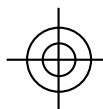
SIDE 2

**USE THIS FOR SPOT COLOR  
DIRECT PRINT ONLY**

**CANNOT PRINT  
2C/2S OR 3C/2S  
IN ONE SET-UP  
SEPARATE ART ID AND  
SET-UP REQUIRED FOR SIDE 2**

**ART SPEC:**  
VECTOR ART PREFERRED (.AI, .EPS, .PDF)

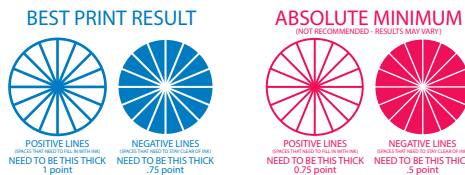
RASTER ARTWORK ACCEPTED - ARTWORK MUST BE:  
PRINT SIZE + 600 PPI CMYK (.PSD, .TIF, .JPEG, .BMP)



**FULL COLOR  
ORGANIC PRESS TEMPLATE**

**PRODUCT:**  
Libbey 917CD  
Heavy Base  
11oz

**USE THESE LINE WEIGHT WHEELS TO ENSURE YOUR ART IS PRINTABLE  
DO NOT RESIZE THE WHEELS - THEY SHOULD BE 1/2" ROUND**



**ART SPEC:**  
VECTOR ART PREFERRED (.AI, .EPS, .PDF)

RASTER ARTWORK ACCEPTED - ARTWORK MUST BE:  
PRINT SIZE + 360 PPI CMYK (.PSD, .TIF, .JPEG, .BMP)

<<< LIP LINE >>>

**SIDE 1  
76.2 x 70mm**

**SIDE 2  
76.2 x 70mm**

**FULL COLOR CMYK  
ORGANIC PRESS TEMPLATE**

Art printed in this gray area will overlap the base of the glass.

**WRAP  
251.68 x 70mm**