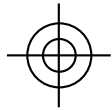
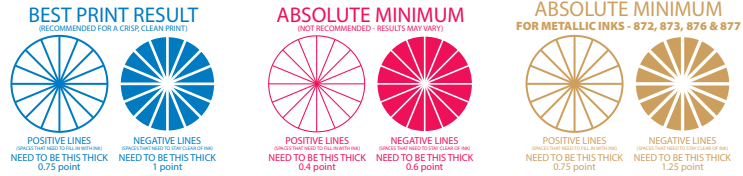


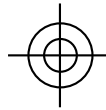
# SCREENPRINT TEMPLATE

USE THESE LINE WEIGHT WHEELS TO ENSURE YOUR ART IS PRINTABLE  
DO NOT RESIZE THE WHEELS - THEY SHOULD BE 1/2" ROUND



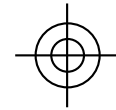
**PRODUCT:**  
Can Glass  
16oz

**ORDER:**  
XXXXXX  
**OUTPUT:**  
MM/YY



**ART ID:**  
XXXXX

**INKS:**  
1. XXXX 4. XXXX  
2. XXXX 5. XXXX  
3. XXXX 6. XXXX



<<< LIP LINE >>>

STANDARD PLACEMENT: 1" FROM LIP

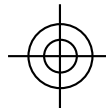
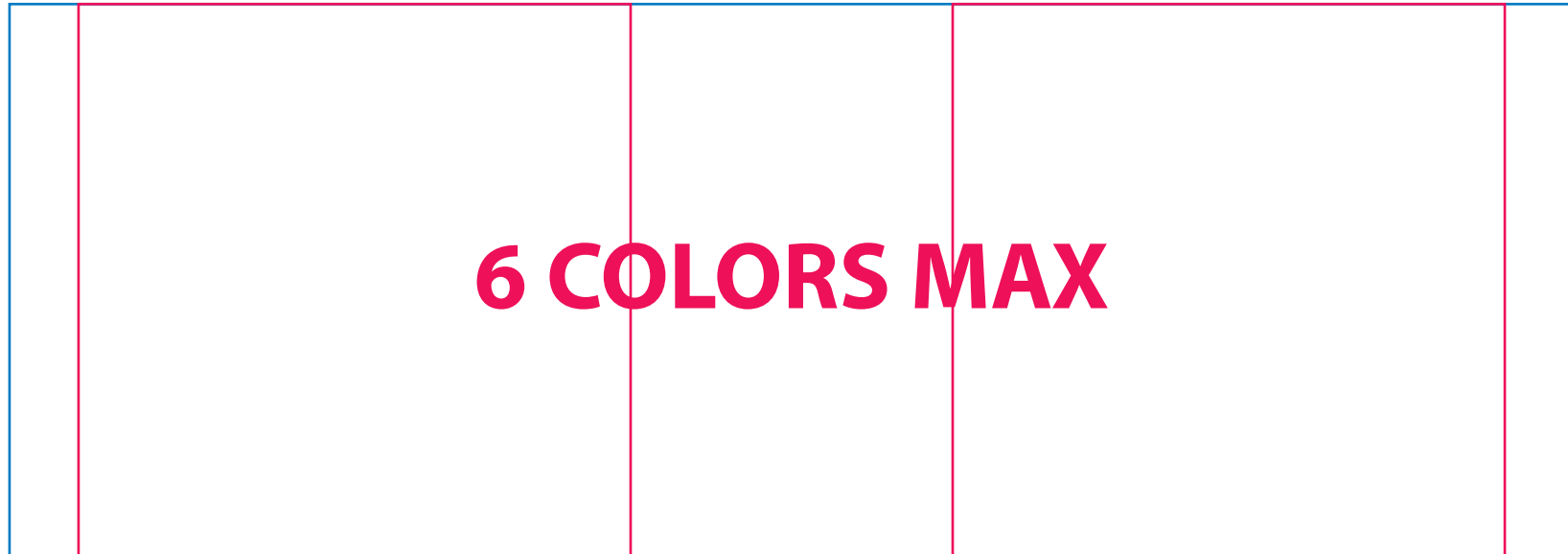
STANDARD PRINT AREA: 3"w x 3"h

STANDARD WRAP PRINT AREA: 8 1/2"w x 3"h  
(GAP OF +/- 3/4")

SIDE 1

WRAP

SIDE 2



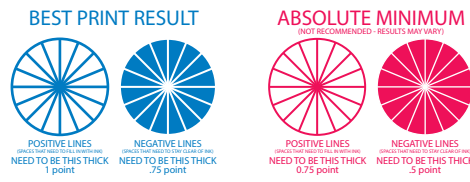
**ART SPEC:**  
VECTOR ART PREFERRED (.AI, .EPS, .PDF)

RASTER ARTWORK ACCEPTED - ARTWORK MUST BE:  
PRINT SIZE + 600 PPI CMYK (.PSD, .TIF, .JPEG, .BMP)

# DIGITAL PRINT TEMPLATE

USE THESE LINE WEIGHT WHEELS TO ENSURE YOUR ART IS PRINTABLE  
DO NOT RESIZE THE WHEELS - THEY SHOULD BE 1/2" ROUND

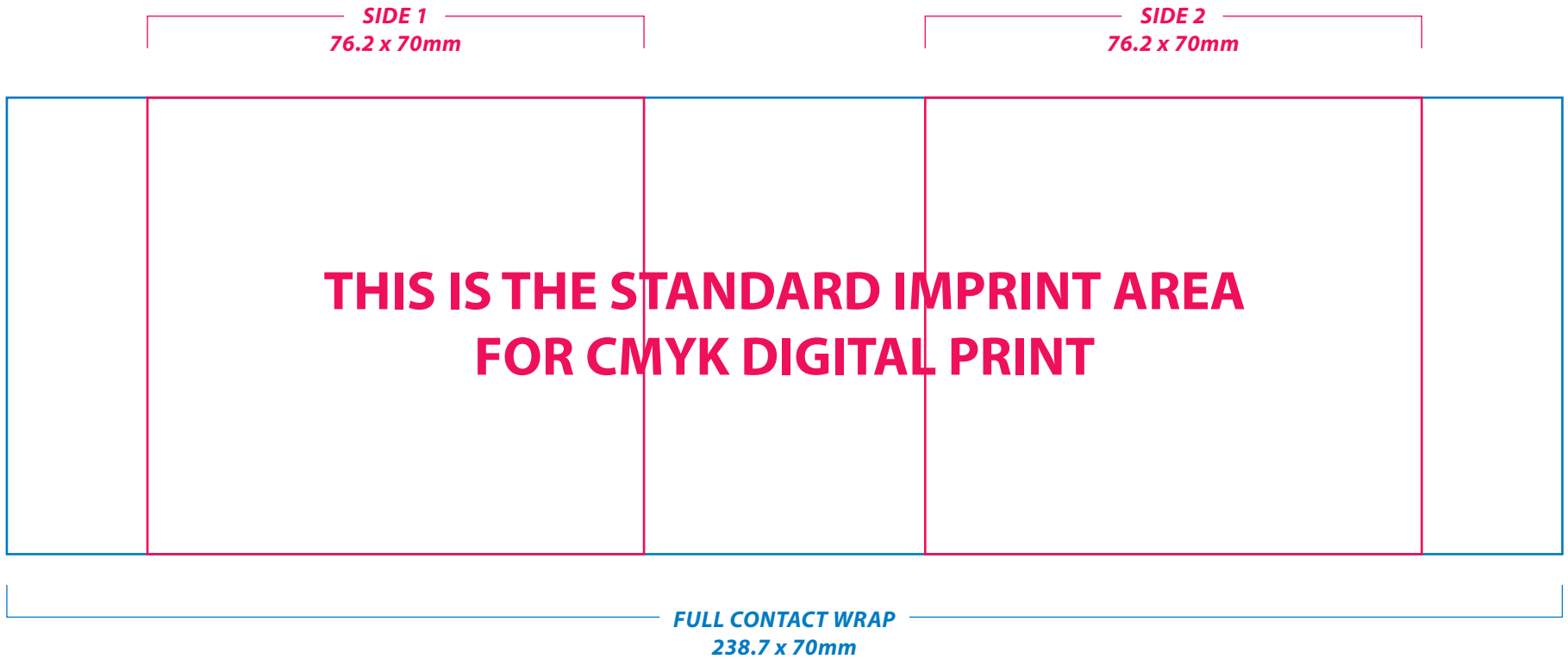
PRODUCT:  
Can Glass  
16oz



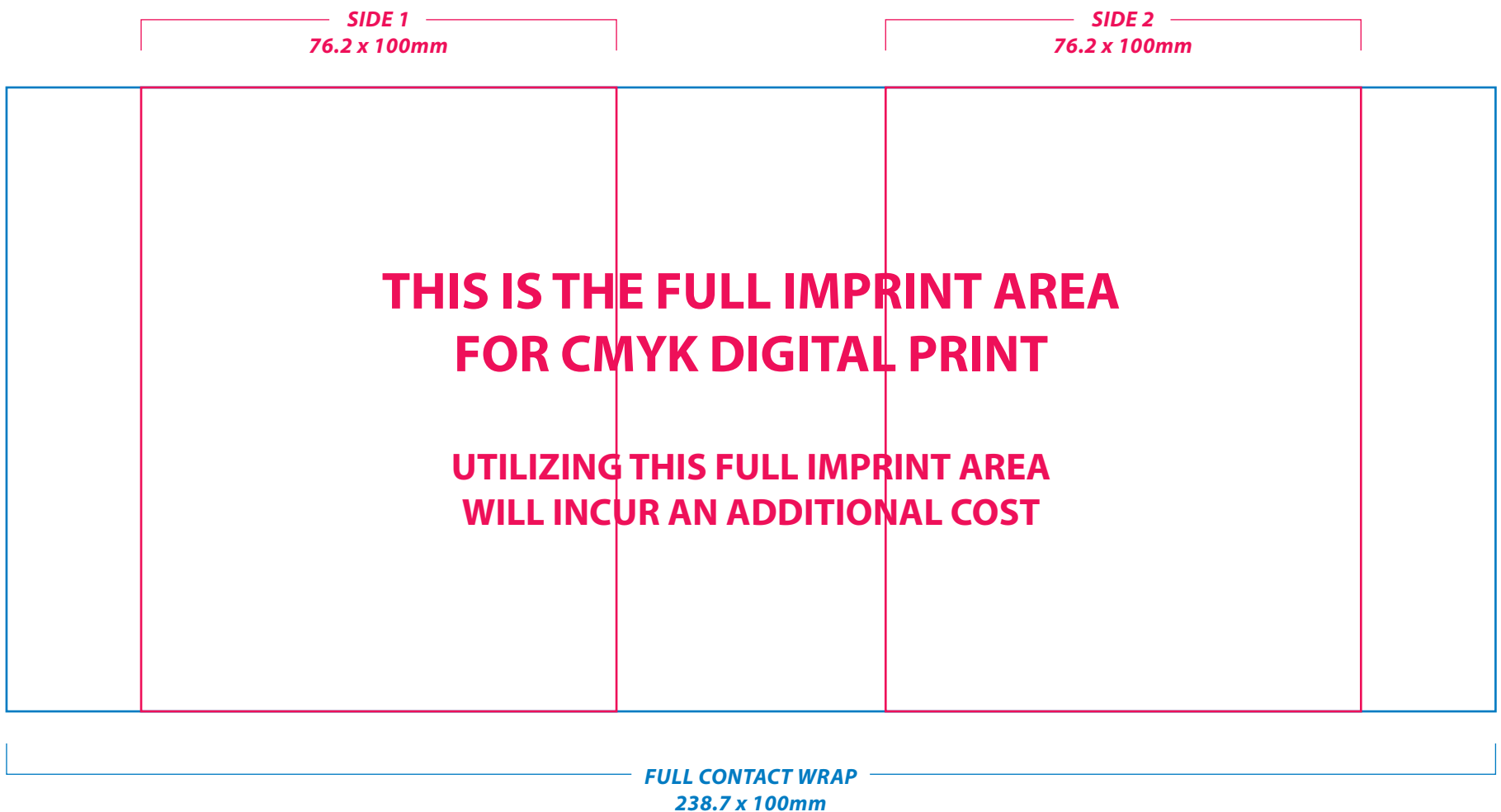
ART SPEC:  
VECTOR ART PREFERRED (.AI, .EPS, .PDF)

RASTER ARTWORK ACCEPTED - ARTWORK MUST BE:  
PRINT SIZE + 360 PPI CMYK (.PSD, .TIF, .JPEG, .BMP)

LIP LINE >-----< LIP LINE



LIP LINE >-----< LIP LINE

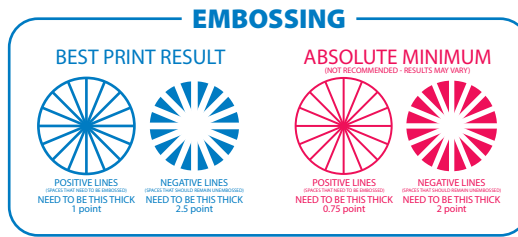
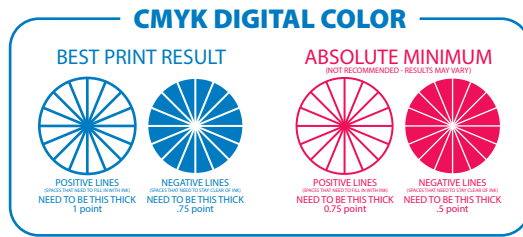


# DIGITAL EMBOSS TEMPLATE

## IMPORTANT NOTES FOR EMBOSS:

- PLEASE NOTE THAT EMBOSS IS NOT CAPABLE OF HOLDING FINE DETAIL. PLEASE REFER TO THE LINE WEIGHT WHEELS SHOWN BELOW FOR RECOMMENDED THICKNESSES.
- FOR FULL COLOR EMBOSS PRINTS, PLEASE SPECIFY WHICH AREAS OF THE ARTWORK YOU WOULD LIKE EMBOSSED VS UNEMBOSSED. EITHER CREATE A NEW LAYER IN THE TEMPLATE FILE WITH SOLID FILL SHAPES REPRESENTING THE DESIRED EMBOSS AREAS, OR PROVIDE WRITTEN INSTRUCTIONS.

USE THESE LINE WEIGHT WHEELS TO ENSURE YOUR ART IS PRINTABLE  
DO NOT RESIZE THE WHEELS - THEY SHOULD BE ½" ROUND



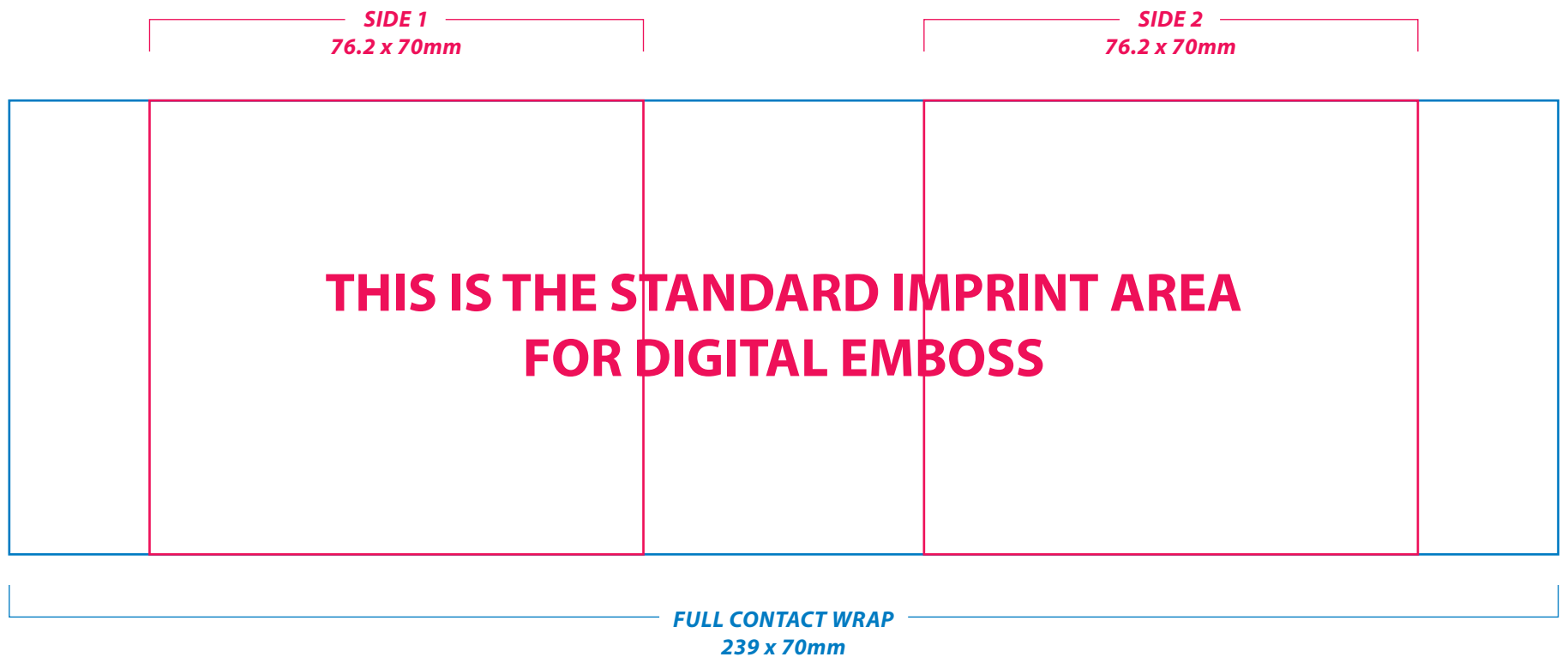
**ART SPEC:**  
VECTOR ART PREFERRED (.AI, .EPS, .PDF)

RASTER ARTWORK ACCEPTED - ARTWORK MUST BE:  
PRINT SIZE + 360 PPI CMYK (.PSD, .TIF, .JPEG, .BMP)

PRODUCT:  
Can Glass  
16oz

LIP LINE >

< LIP LINE



LIP LINE >

< LIP LINE

